

Quick Connect V-Insert Clamp

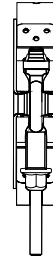
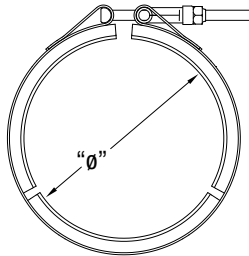
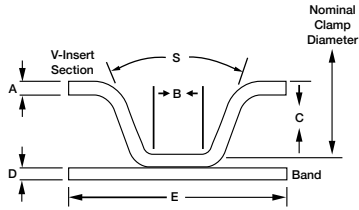


Develops high axial clamping force and burst pressure capability for diesel exhaust and turbochargers.

40-Degree Insert Angle | Three V-Inserts Welded to Outer Band | Plastic Knob Available | Diameter Range 2.08" – 5.90"

QUICK-CONNECT V-INSERT CLAMP

1/4" or 5/16" Fasteners
300-Series SS Band
Three Welded Inserts / Flexible Outer Band



QUICK CONNECT V-INSERT CLAMP		Nominal Diameter (Ø)		Installation Torque	Insert Angle (S)	Insert Thickness (A)		Insert Apex Width (B)		Insert Depth (C)		Band Thickness (D)		Band Width (E)	
Brand PN	Global PN	in	mm			in	mm	in	mm	in	mm	in	mm	in	mm
050218-001**	0373 0201 053**	2.08	52.8	25 in.-lb.	40°	0.050	1.27	0.262	6.65	0.141	3.58	0.025	0.64	0.625	15.88
050432-002	0373 0203 056	2.19	55.6	100 in.-lb.	40°	0.060	1.52	0.212	5.38	0.281	7.14	0.040	1.02	0.875	22.23
050218-002**	0373 0201 067**	2.62	66.6	25 in.-lb.	40°	0.050	1.27	0.262	6.65	0.141	3.58	0.025	0.64	0.625	15.88
050483	0373 0203 068	2.69	68.3	100 in.-lb.	40°	0.060	1.52	0.207	5.26	0.281	7.14	0.040	1.02	0.750	19.05
050513	0373 0201 075	2.95	74.9	75 in.-lb.	40°	0.050	1.27	0.400	10.16	0.190	4.83	0.040	1.02	0.875	22.23
050424	0373 0204 076	3.00	76.2	50 in.-lb.	40°	0.050	1.27	0.340	8.64	0.190	4.83	0.040	1.02	0.875	22.23
050483-001	0373 0204 079	3.11	79.0	100 in.-lb.	40°	0.060	1.52	0.207	5.26	0.281	7.14	0.040	1.02	0.750	19.05
050218-003**	0373 0201 080	3.15	80.0	25 in.-lb.	40°	0.050	1.27	0.262	6.65	0.141	3.58	0.025	0.64	0.625	15.88
0365000093	0365 0000 093	3.66	93.0	50 in.-lb.	40°	0.080	2.03	0.311	7.90	0.281	7.14	0.040	1.02	0.750	19.05
050218-004**	0373 0202 093**	3.67	93.2	25 in.-lb.	40°	0.050	1.27	0.262	6.65	0.141	3.58	0.025	0.64	0.625	15.88
050144-002	0373 0201 097	3.82	97.0	50 in.-lb.	40°	0.077	1.96	0.207	5.26	0.281	7.14	0.040	1.02	0.750	19.05
050371	0373 0203 098	3.85	97.8	50 in.-lb.	40°	0.050	1.27	0.239	6.07	0.281	7.14	0.035	0.89	0.750	19.05
050498	0373 0202 106	4.16	105.7	75 in.-lb.	40°	0.060	1.52	0.309	7.85	0.236	5.99	0.040	1.02	0.750	19.05
050478	0373 0202 108	4.26	108.2	100 in.-lb.	40°	0.077	1.96	0.410	10.41	0.281	7.14	0.050	1.27	0.750	19.05
050398-007	0373 0207 111	4.37	111.0	133 in.-lb.	40°	0.077	1.96	0.290	7.37	0.328	8.33	0.050	1.27	0.750	19.05
050415	0373 0208 111	4.38	111.3	100 in.-lb.	40°	0.090	2.29	0.248	6.30	0.281	7.14	0.040	1.02	0.750	19.05
050418	0373 0209 111	4.38	111.3	100 in.-lb.	40°	0.060	1.52	0.277	7.04	0.258	6.55	0.040	1.02	0.750	19.05
050470	0373 0201 112	4.41	112.0	100 in.-lb.	40°	0.060	1.52	0.337	8.56	0.292	7.42	0.050	1.27	0.875	22.23
050144-003	0373 0201 114	4.50	114.3	50 in.-lb.	40°	0.077	1.96	0.207	5.26	0.281	7.14	0.040	1.02	0.750	19.05
050474*	0373 0202 122*	4.79	121.7	100 in.-lb.	40°	0.080	2.03	0.355	9.02	0.320	8.13	0.062	1.57	1.000	25.40
050309-001**	0373 0201 130**	5.11	129.8	50 in.-lb.	40°	0.040	1.02	0.159	4.04	0.215	5.46	0.025	0.64	0.750	19.05
050443	0373 0202 149	5.87	149.1	75 in.-lb.	40°	0.050	1.27	0.365	9.27	0.305	7.75	0.040	1.02	0.875	22.23
050487*	0373 0201 150*	5.90	149.9	100 in.-lb.	40°	0.080	2.03	0.354	8.99	0.281	7.14	0.062	1.57	1.000	25.40

Note: Call for a complete list of sizes and materials.

*441 stainless steel band and insert

**With plastic knob



Quick Release V-Insert Clamp

- For Filters, Mixers, and Separators
- Diameter Range 2" and Larger
- Corrosive Resistant/Specialty Steels
- Three Welded Inserts

Call our sales team to find the part number that fits your application requirements.